


V1 September 2015

Our logo

Pobble.com



Logo guidelines and safe area

Please leave a safe area around the logotype.


The logo should not appear more than once on a page or screen.

Always use a high-res logo fitting for application (rgb for screen, CMYK for print).

For high-res versions of the Pobble logo please email:
dan@pobble.com

Safe area

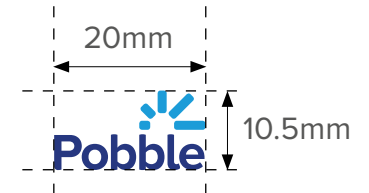
This should be the height of the 'o' of 'Pobble'.



Minimum size

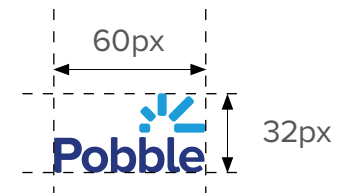
Printed material

In print, the logo should never be reduced below the minimum size of 20mm x 10.5mm.



Digital

The logo should never be reduced below the minimum size of 60px x 32px.



Do's and don'ts

Don't rotate the logo



Don't stretch or squash the logo



Don't place the logo on a busy backdrop




Don't add extra elements to the logo




Don't change or remove any elements of the logo



Don't add patterns or textures



Don't use other fonts



Don't enclose the logo in a shape or graphic element



Don't embed the logo within a block of text

There is only one **Pobble** logo which must be used correctly

No dropshadow or 3D effect

